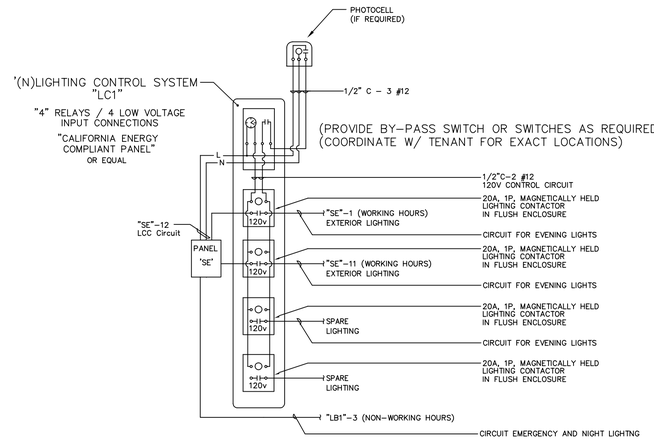

LIGHTING CONTROL DIAGRAM "LC1"

NTS

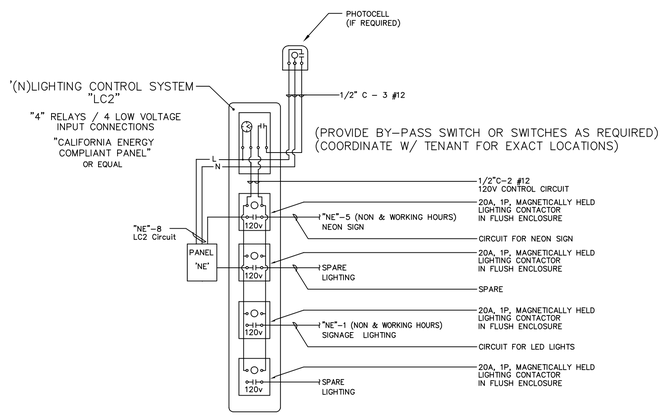

LIGHTING CONTROL DIAGRAM "LC2"

NTS

3

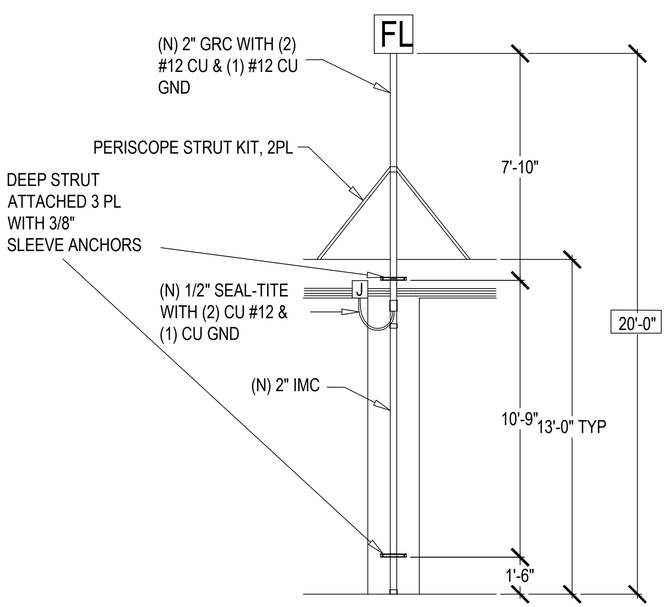

FLOODLIGHT MOUNTING DETAIL

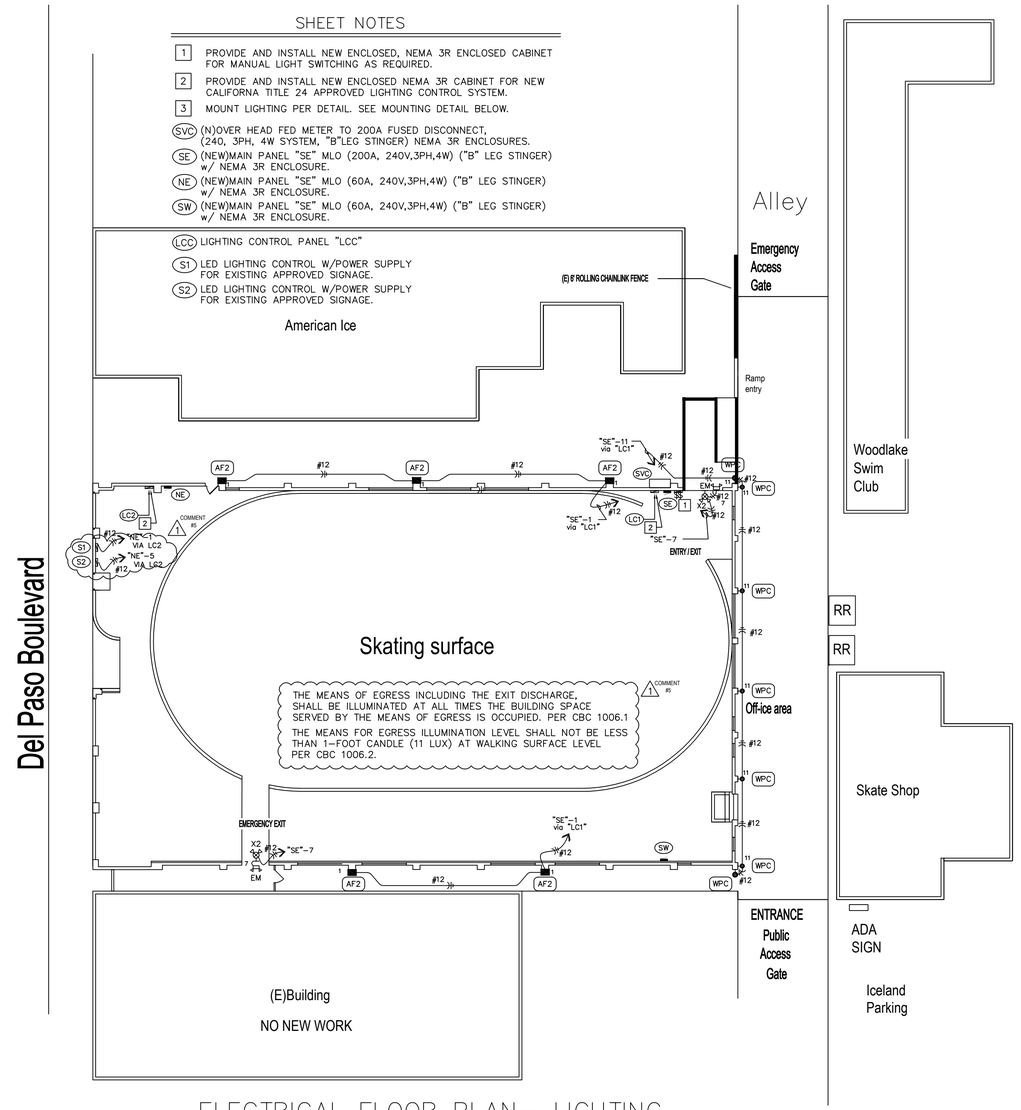

SHEET NOTES

1. PROVIDE AND INSTALL NEW ENCLOSED, NEMA 3R ENCLOSED CABINET FOR MANUAL LIGHT SWITCHING AS REQUIRED.
2. PROVIDE AND INSTALL NEW ENCLOSED NEMA 3R CABINET FOR NEW CALIFORNA TITLE 24 APPROVED LIGHTING CONTROL SYSTEM.
3. MOUNT LIGHTING PER DETAIL. SEE MOUNTING DETAIL BELOW.

SVC (N)OVER HEAD FED METER TO 200A FUSED DISCONNECT, (240, 3PH, 4W SYSTEM, "B"LEG STINGER) NEMA 3R ENCLOSURES.

SE (NEW)MAIN PANEL "SE" MLO (200A, 240V,3PH,4W) ("B" LEG STINGER) w/ NEMA 3R ENCLOSURE.

NE (NEW)MAIN PANEL "SE" MLO (60A, 240V,3PH,4W) ("B" LEG STINGER) w/ NEMA 3R ENCLOSURE.

SW (NEW)MAIN PANEL "SE" MLO (60A, 240V,3PH,4W) ("B" LEG STINGER) w/ NEMA 3R ENCLOSURE.

LCC LIGHTING CONTROL PANEL "LCC"

S1 LED LIGHTING CONTROL W/POWER SUPPLY FOR EXISTING APPROVED SIGNAGE.

S2 LED LIGHTING CONTROL W/POWER SUPPLY FOR EXISTING APPROVED SIGNAGE.

ELECTRICAL FLOOR PLAN– LIGHTING

A E2.1 SCALE: 1/8" = 1'-0"

(E)BUILDING, 1430 DEL PASO ROAD, SACRAMENTO, CA.

NOTES TO CONTRACTOR

1. COORDINATE ALL WORK WITH ARCHITECTURAL NOTES & PLANS PRIOR TO ANY ELECTRICAL WORK.

EXTERIOR FIXTURE SCHEDULE

ICELAND SKATING RINK (RENOVATION)

5 EXTERIOR	AF2	250 WATT PSMH FLOODLIGHT POLE MOUNTED w/ADJUSTABLE FITTER ENCLOSED	Magnetic 1/1 1–250W PSMH 120V 271	Pole mounted 20'–0"	E–conolight OR EQUAL FLOOD LIGHT SERIES
7 EXTERIOR	WPC	42 WAT CFL WALL PACK SURFACE EXTERIOR WALL ENCLOSED	Electronic 1/1 1–42W CFL MVOLT 56	SURFACE @ WALL 12'–0"	E–conolight OR EQUAL WALL PACK SERIES
2 NOT CALCULATED	EM	EMERGENCY LIGHT SURFACE	NONE INCL W/FIXTURE 120/277V 33	SURFACE WALL 86" A.F.F.	E–conolight OR EQUAL EXIT & EMERGENCY SERIES
2 NOT CALCULATED	X2	EXIT SIGN & LIGHT COMBO w/BACK–UP BATT. SURFACE WALL SINGLE FACE–GREEN	NONE LED INCL W/FIXTURE 120/277V 33	MH: @ WALL OVER DOOR	E–conolight OR EQUAL EXIT & EMERGENCY SERIES

COMMENT #5

OCCUPANCY DEVICE SCHEDULE

ICELAND SKATING RINK (RENOVATION)

APPROXIMATE QUANTITY	TYPE	DESCRIPTION/MANUFACTURE	SPECIFIED FOR:	LOCATION	NOTE:
2	LIGHTING CONTROL PANEL "LCC"	GREENGATE OR EQUAL	SPEC GRADE LIGHTING CONTROL	NEAR MAIN PANEL "SE"	(4) RELAY

NOTES TO PLAN CHECKER

SCOPE

1. THIS IS A SINGLE STORY, (REMODEL) FIRE RESTORATION OF SKATING RINK. NO ROOF ON BUILDING, WALLS ONLY. ALL FIXTURES TO BE WET TYPE. DESIGN WILL COVER SKATING SURFACE AND OFF–ICE AREA'S. EXTERIOR LIGHTING "ONLY" LIGHTING FOR THIS FACILITY FALLS UNDER LIGHTING FOR SPORTS; THERFORE IS NOT IN REGULATION OF TITLE 24, PER CEC §147 ALTHOUGH, IS NOT EXEMPT FROM TITLE 24 ARE OFF–ICE AREA AND EXTERIOR EXITS FROM BUILDING. SEE TITLE 24 SHEET E3.1.
2. SEE SWITCHING REQUIREMENTS ABOVE.
3. INSTALLATION AND TESTING OF NEW EMERGENCY & EXIT LIGHTS AS SHOWN IN THE LIGHTING PLAN ABOVE.
4. CURRENT LIGHTING CONTROLS AND DAY & NIGHT LIGHTING ARE TO REMAIN IN PLACE AND BE TESTED AS REQUIRED.
5. SEE TITLE 24 CALCULATIONS, SHEET E3.1.

ELECTRICAL CONTRACTOR TO PROVIDE AND INSTALL ALL ELECTRICAL EQUIPMENT TO THE 2010 CALIFORNIA ELECTRICAL CODE AND THE 2008 CALIFORNIA ENERGY CODE PER TITLE 24 STANDARDS.

COOPER
CONSULTING
320 W. 100 S.
ORANGEVILLE UT. 84537
PHONE: 435–748–2378
CELL: 916–548–7508
FAX: 435–748–2378
email: coopsnet@sbcglobal.net
DESIGN & DRAFTING SERVICES

STAMP

RESTORATION
ICELAND SKATING RINK
1430 DEL PASO ROAD
SACRAMENTO, CA 95815

PROJECT NAME/ADDRESS

February 11, 2011
PROJECT DATE

G. COOPER –
DRAWN/DESIGNER CHECKED

1 PLAN CHECK COMMENTS JANUARY 11, 2011
2
3
4
REVISIONS/DATES

ELECTRICAL
FLOOR PLAN
LIGHTING

SHEET TITLE

NEW SHEET
E2.1
1

SHEET 3 OF 5